

Scaled data based on original data using
LM-79-08 Approved Method: Electrical and Photometric Measurements of Solid-
State Lighting Products

Test Report Prepared for
Cooper Lighting Solutions
(formerly Eaton)

Brand: McGRAW-EDISON

Report Number: P413303

Luminaire Tested: **TT-D1-750-U-RW-PM**

Issue Date: 10/15/2020

Test Information

Test Method: LM-79-08
Report Number: P413303
TEST IS SCALED FROM IESNA LM-79-08 TEST DATA (G2-2010-981-1)
Test Lab: INNOVATION CENTER
Issue Date: 10/15/2020
Manufacturer: COOPER LIGHTING SOLUTIONS (FORMERLY EATON)
Product Line: McGRAW-EDISON
Catalog Number: TT-D1-750-U-RW-PM
Description: TOPTIER LED SITE LUMINAIRE
5000K, 70 CRI LEDS AND RECTANGULAR DISTRIBUTION
Light Source: -
Ballast/Driver: ELECTRONIC DRIVER

Summary

Lumens per Lamp: N/A
Luminaire Lumens: 3097 lumens
Efficiency: N/A
Efficacy: 110.6 lumens/watt
Luminous Opening: Circular (Dia: 1.12' x H: 0')
IES Classification: Type IV - Short
BUG Rating: B2 - U0 - G2

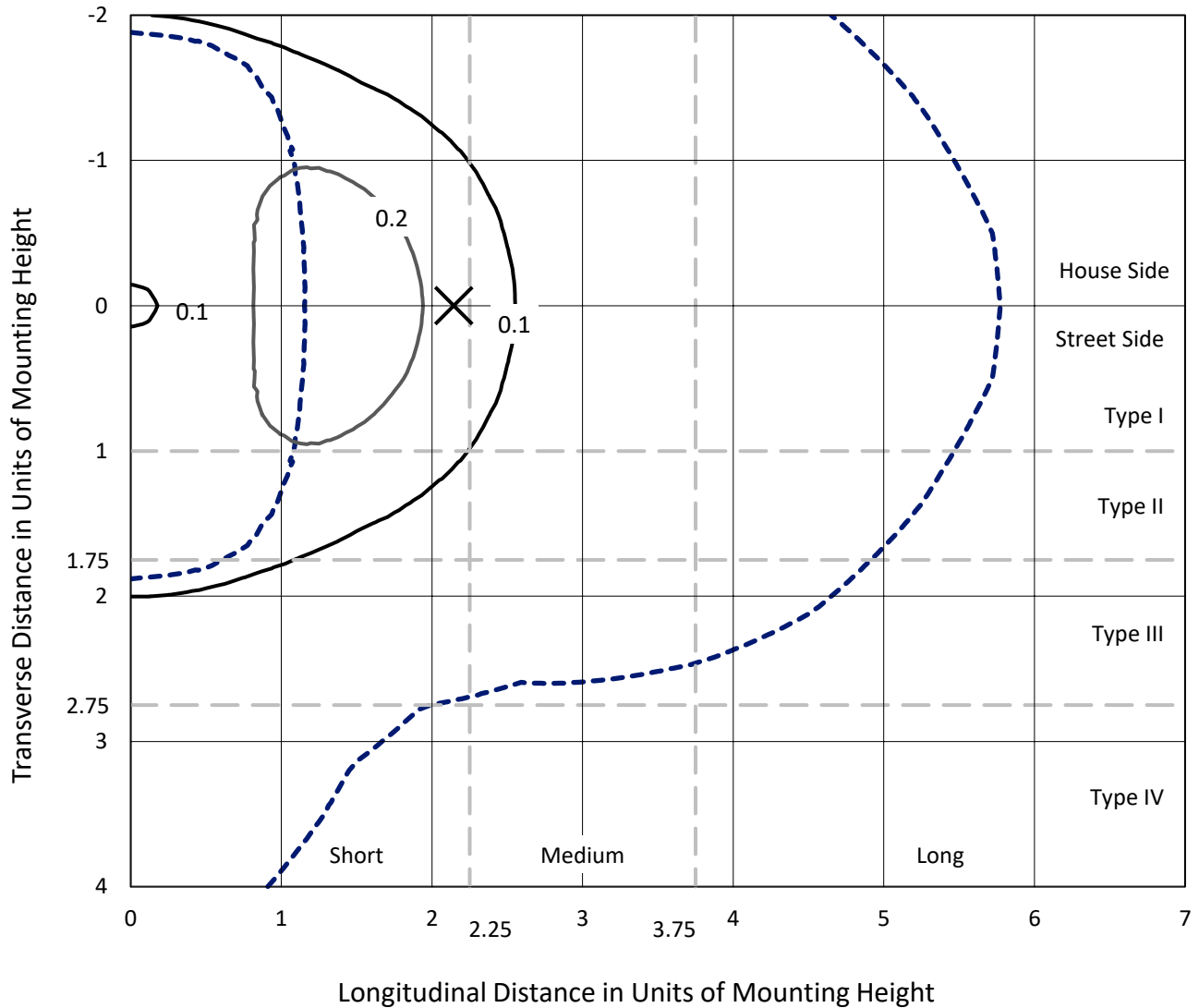
Input Watts (W): 28
Input Voltage (V): NR
Input Current (Ain): NR
Voltage Rise (V): NR
Power Factor: NR
Total Harmonic Distortion (THDi): NR
Frequency (hertz): 60
Stabilization Time: NR
Operation Time: NR
Ambient Temperature (°C): NR
Test Distance: 28.75 FT



REPORT NUMBER: P413303
 CATALOG NUMBER: TT-D1-750-U-RW-PM

Iso-Footcandle Lines of Horizontal Illumination

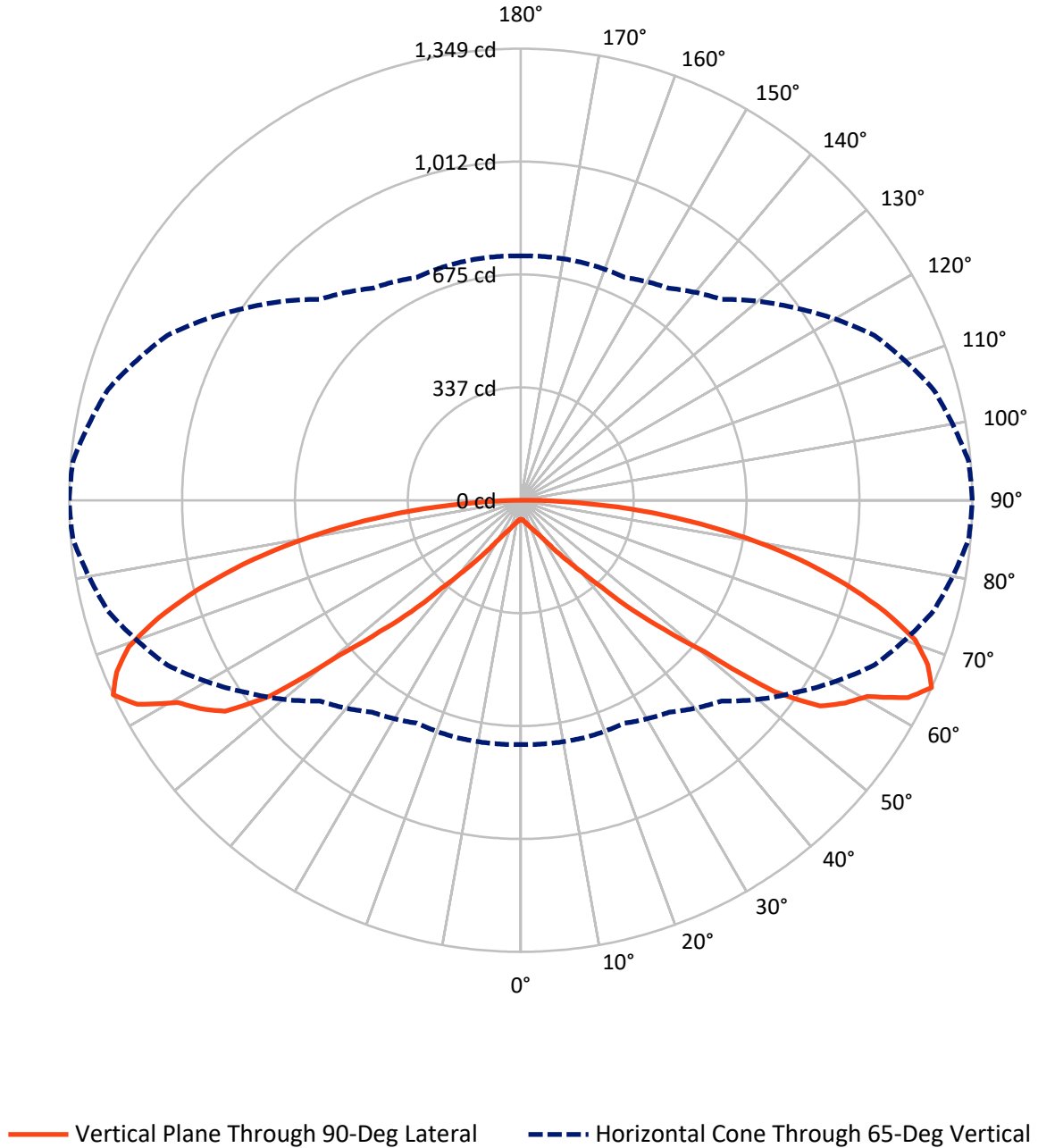
✕ Max cd
 - - - 1/2 Max cd



Based on 25 foot mounting height. Maximum calculated value = 0.3 fc
 Type IV - Short - N/A

REPORT NUMBER: P413303
CATALOG NUMBER: TT-D1-750-U-RW-PM

Luminous Intensity Polar Plot



REPORT NUMBER: P413303
 CATALOG NUMBER: TT-D1-750-U-RW-PM

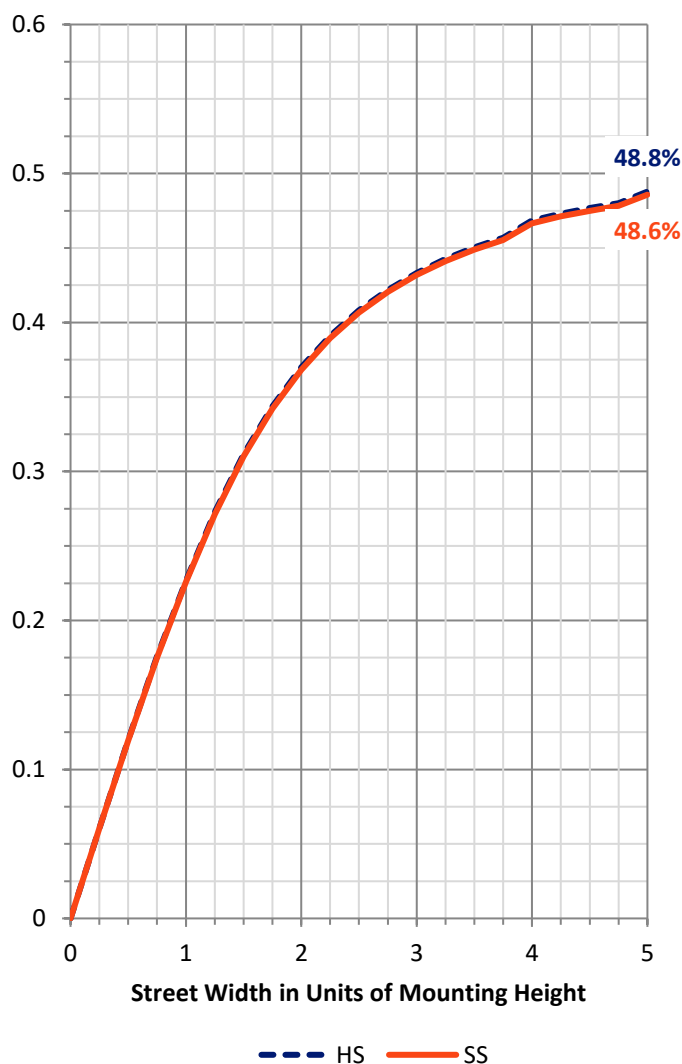
FLUX DISTRIBUTION:

		Downward	Upward	Total
House Side	Lumens	1548.5	0.0	1548.5
	% Fixture	50.0	0.0	50.0
Street Side	Lumens	1548.5	0.0	1548.5
	% Fixture	50.0	0.0	50.0
Total	Lumens	3097.0	0.0	3097.0
	% Fixture	100.0	0.0	100.0

ZONAL LUMENS:

Zone	Lumens	% Fixture
0°-10°	5.9	0.2
10°-20°	22.1	0.7
20°-30°	51.0	1.6
30°-40°	115.4	3.7
40°-50°	281.1	9.1
50°-60°	632.1	20.4
60°-70°	923.8	29.8
70°-80°	804.9	26.0
80°-90°	260.7	8.4
90°-100°	0.0	0.0
100°-110°	0.0	0.0
110°-120°	0.0	0.0
120°-130°	0.0	0.0
130°-140°	0.0	0.0
140°-150°	0.0	0.0
150°-160°	0.0	0.0
160°-170°	0.0	0.0
170°-180°	0.0	0.0
0°-90°	3097.0	100.0
0°-180°	3097.0	100.0

Coefficient of Utilization

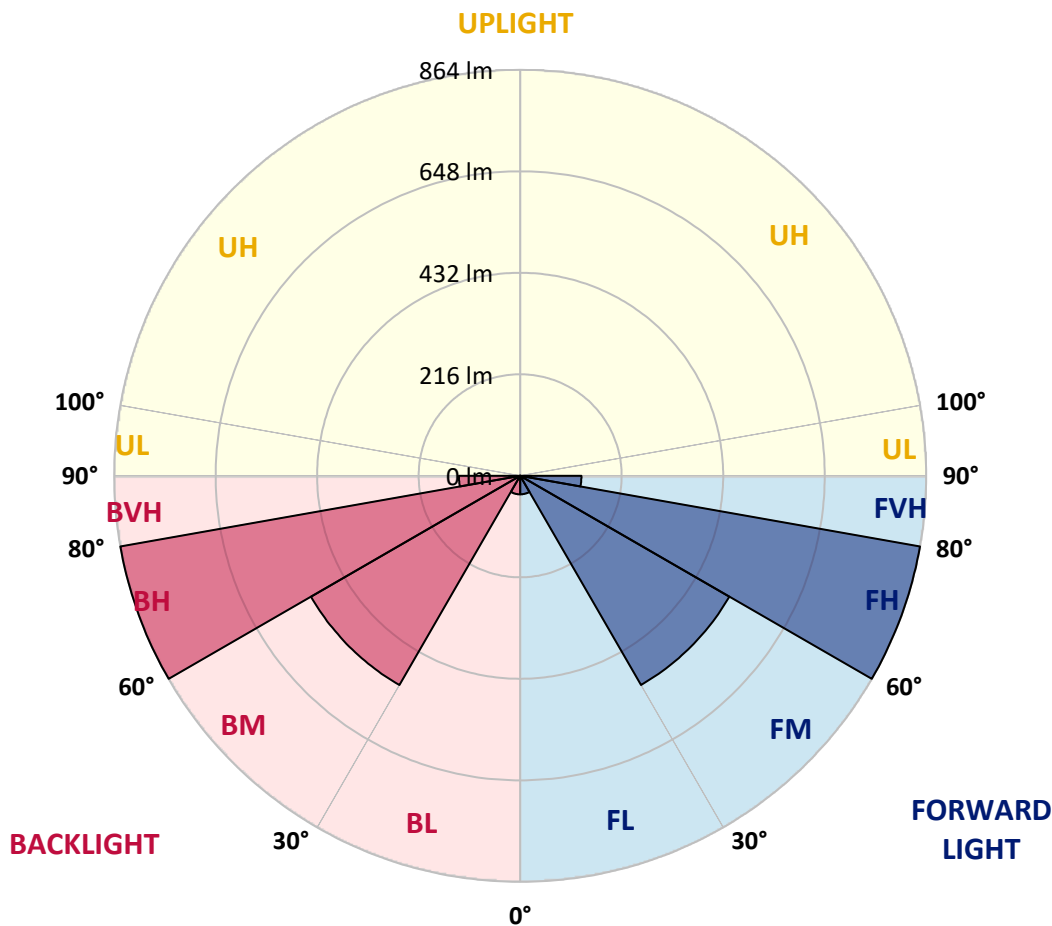


REPORT NUMBER: P413303
 CATALOG NUMBER: TT-D1-750-U-RW-PM

LUMINAIRE CLASSIFICATION SYSTEM LUMEN TABLE AND BUG RATING:

Zone	Lumens	% Fixture	Zone Rating/Lumen Limit		
			B	U	G
FL (0°-30°)	39.5	1.3			
FM (30°-60°)	514.3	16.6			
FH (60°-80°)	864.3	27.9			G1/1800
FVH (80°-90°)	130.4	4.2			G2/225
BL (0°-30°)	39.5	1.3	B0/110		
BM (30°-60°)	514.3	16.6	B1/1000		
BH (60°-80°)	864.3	27.9	B2/1000		G2/1000
BVH (80°-90°)	130.4	4.2			G2/225
UL (90°-100°)	0.0	0.0		U0/0	
UH (100°-180°)	0.0	0.0		U0/0	

BUG Rating: B2-U0-G2
 Type IV Short





REPORT NUMBER: P413303
 CATALOG NUMBER: TT-D1-750-U-RW-PM

CANDELA DISTRIBUTION (FULL):

	0°	5°	15°	25°	35°	45°	55°	65°	75°	85°	90°
0°	56.6	56.6	56.6	56.6	56.6	56.6	56.6	56.6	56.6	56.6	56.6
2.5°	57.3	57.3	58.1	58.1	58.1	58.1	58.1	58.1	58.1	58.1	58.1
5°	59.5	59.5	59.5	59.5	60.3	60.3	59.5	59.5	59.5	59.5	59.5
7.5°	63.2	62.5	63.2	63.2	63.2	62.5	62.5	62.5	61.7	61.7	61.7
10°	66.9	66.9	67.6	66.9	66.9	66.1	66.1	66.1	65.4	65.4	65.4
12.5°	72.0	72.0	72.0	72.0	71.3	71.3	70.5	69.8	69.1	69.1	69.1
15°	78.6	77.9	77.9	77.2	76.4	75.7	75.0	75.0	74.2	74.2	74.2
17.5°	85.2	85.2	84.5	83.8	82.3	81.6	81.6	80.8	80.1	80.1	80.1
20°	93.3	93.3	92.6	91.1	89.7	88.9	88.2	88.2	87.4	87.4	87.4
22.5°	102.9	102.1	100.7	99.2	97.7	97.0	96.3	95.5	95.5	95.5	95.5
25°	113.2	112.4	111.7	109.5	107.3	106.6	105.1	105.1	104.3	105.1	105.1
27.5°	125.7	124.9	123.5	121.2	118.3	116.8	116.1	116.1	116.8	116.8	116.8
30°	141.1	139.6	138.1	135.2	132.3	130.1	130.1	130.8	133.0	134.5	134.5
32.5°	159.5	158.7	156.5	153.6	148.4	147.0	148.4	152.8	155.8	158.0	159.5
35°	180.8	180.0	177.1	172.0	168.3	167.5	172.0	179.3	188.9	191.8	193.3
37.5°	204.3	205.0	201.3	195.5	191.8	193.3	202.1	216.0	225.6	232.2	233.7
40°	233.7	235.1	230.7	224.1	220.5	226.3	240.3	256.5	273.4	281.4	283.6
42.5°	268.2	270.4	264.5	257.9	255.7	265.3	285.1	311.6	341.7	351.3	354.9
45°	310.8	312.3	305.0	299.1	297.6	314.5	348.3	392.4	440.2	462.2	465.9
47.5°	361.5	360.8	354.2	346.8	348.3	372.6	423.3	482.8	533.5	567.3	574.6
50°	419.6	415.9	410.8	402.0	411.5	446.8	510.7	582.7	668.0	698.1	711.3
52.5°	477.6	471.0	466.6	460.7	477.6	523.2	612.9	738.5	867.1	936.2	950.1
55°	529.8	524.7	522.5	523.2	549.7	615.1	732.6	893.6	1017.8	1075.1	1085.4
57.5°	581.3	578.3	576.1	580.5	622.4	707.7	839.9	990.6	1092.7	1135.3	1142.7
60°	629.8	632.7	631.2	644.5	695.2	781.1	895.8	1044.2	1142.7	1181.6	1189.7
62.5°	683.4	685.6	685.6	700.3	741.5	817.1	934.0	1107.4	1232.3	1289.6	1298.5
65°	729.7	731.2	734.1	734.8	773.1	848.7	1001.6	1165.5	1277.2	1343.3	1349.2
67.5°	764.2	765.7	762.0	758.4	787.7	856.1	996.4	1158.1	1257.3	1307.3	1311.7
70°	792.2	785.5	775.3	756.9	766.4	817.9	953.8	1099.3	1199.3	1244.1	1250.7
72.5°	795.8	790.0	757.6	716.5	704.7	749.5	878.9	1009.7	1095.6	1138.3	1139.0
75°	773.8	758.4	704.7	643.0	620.9	663.6	774.5	893.6	962.6	998.6	1002.3
77.5°	699.6	684.9	617.3	546.7	521.7	558.5	652.5	748.8	814.9	850.2	852.4
80°	568.0	562.9	501.2	436.5	406.4	427.7	510.0	585.7	639.3	681.2	684.9
82.5°	418.9	414.4	367.4	310.8	286.6	304.2	363.0	418.9	468.8	502.6	504.8
85°	261.6	252.8	223.4	183.7	167.5	179.3	218.2	255.7	300.5	327.0	328.5
87.5°	87.4	83.8	72.0	59.5	50.0	52.2	63.9	77.9	113.9	125.7	133.0
90°	0.0	0.0	0.0	0.0	0.0	0.0	0.0	0.0	0.0	0.0	0.0

(END OF REPORT)